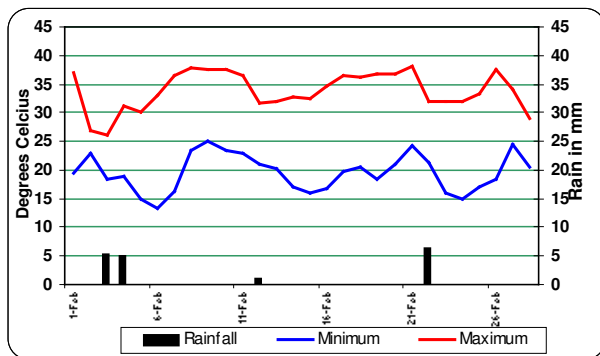


February 2010 February was typical of the 2009 – 2010 summer. Regular relief came after a few hot days and no extremes were recorded. Several rain events produced a total of 18mm, but there were isolated very heavy falls in the district due to thunderstorm activity. Early in the month Hawker was on the western end of two-day steady light rain event that produced much needed heavy rain in the east of the country.

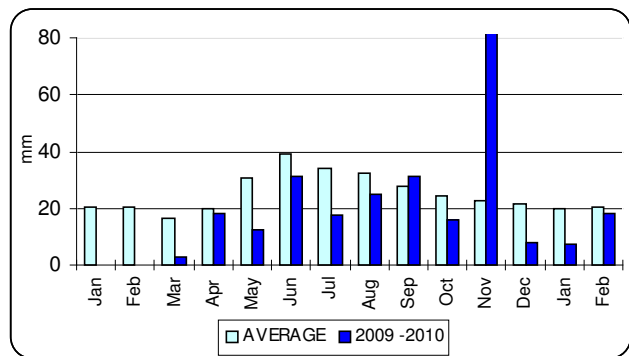
Hawker Weather Almanac

February minimum temperatures			February maximum temperatures		
Highest on record	29.0°C	16 th 2004	Highest on record	44.5°C	7 Feb 2009
Highest this month	25.0°C	9 th	Highest this month	38.0°C	21 st
Average this month	19.5°C	+1.6°C	Average this month	34.0°C	-2.3°C
Long term average	17.9°C		Long term average	33.3°C	
Lowest this month	13.3°C	6 th	Lowest this month	26.0°C	3 rd
Lowest on record	7.3°C	22 nd 1993	Lowest on record	16.4°C	28 th 1987
February rainfall			Year- to- date		
Wettest on record	139.1mm	1950	Average rain to February	40.4	5.1 days
Wettest day this month	6.4 mm	22 nd	Total for 2010	25.2 mm	7 days
Total this month	18.0 mm	4 days	Total end February 2009	0 mm	0 days
Long term average	20.4 mm	2.5 days	Wettest day	6.4 mm	22 Feb
Driest on record	0.0 mm	1882	Lowest temperature	10.5 °C	19 Jan
			Highest temperature	41.0°C	9 Jan


Hawker Temperatures February 2010



Hawker Rainfall 2009- 2010



Weather & Environment Cartoon



Weather on the Web

2010 Autumn rainfall odds

Chance of exceeding the median Rainfall
March to May 2010
Product of the National Climate Centre

Seasonal rainfall outlook available at:
www.bom.gov.au/climate/ahead/rain_ahead.shtml