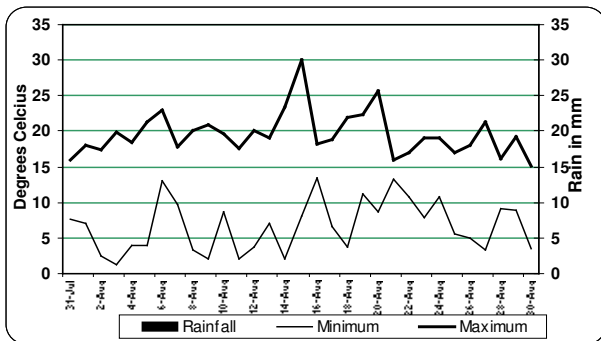


**August 2009** In direct contrast to last year, maximums for the month were a significant 1.9 degrees above average and the minimums 2.4 degrees above average. Equal warmest maximum on record occurred on the 15<sup>th</sup>, some two weeks earlier than the same record established in 2007. Once again it struggled to rain. The occurrence of rain month by month during 2009 mirrors that of 2008, including the total for the year of 103mm.

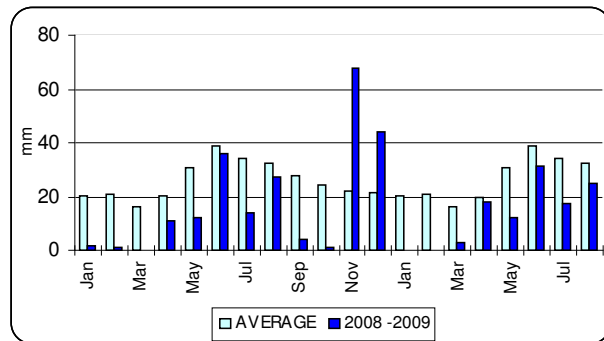
## Hawker Weather Almanac

August minimum temperatures			August maximum temperatures		
Highest on record	17.3°C	11 <sup>th</sup> 1977	Highest on record	30.0°C	30 <sup>th</sup> 2007
Highest this month	13.4°C	16 <sup>th</sup>	Highest this month	30.0°C	15 <sup>th</sup>
Average this month	6.7°C	+2.4°C	Average this month	19.7°C	+1.9°C
Long term average	4.3°C		Long term average	17.8°C	
Lowest this month	1.3°C	3 <sup>rd</sup>	Lowest this month	15.2°C	30 <sup>th</sup>
Lowest on record	-2.8°C	12 <sup>th</sup> 1988	Lowest on record	9.2°C	2 <sup>nd</sup> 1975
August rainfall			Year- to -date		
Wettest on record	119.7mm	1886	Average rain to August	211.6 mm	37 days
Wettest day this month	9.1 mm	22 <sup>nd</sup>	Total for 2009	103.3 mm	41 days
Total this month	24.7 mm	8 days	Total end August 2008	103.0 mm	39 days
Long term average	32.2 mm	6.7 days	Wettest day	12.0 mm	May 25
Driest on record	0.0 mm	1914	Lowest temperature	0.8°C	Jul 24
			Highest temperature	44.5°C	Feb7


## Hawker Temperatures August 2009



## Hawker Rainfall 2008 - 2009



## Weather Cartoon



## Weather on the Web

Live, local weather conditions and 6 day forecast for Hawker (or any one of 580 locations in Australia).

To obtain your own Weather Tracker for your desktop, visit [www.weatherzone.com.au/weathertracker](http://www.weatherzone.com.au/weathertracker) and follow the instructions !

