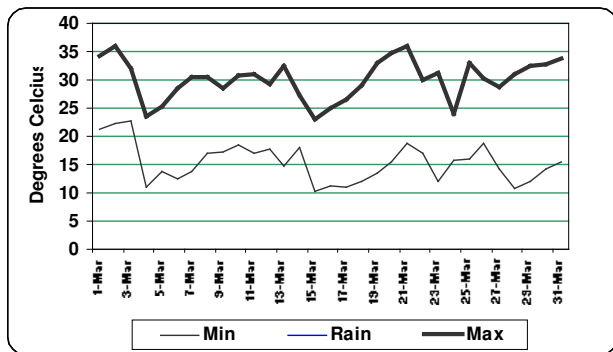


March 2009 Temperatures were very much typical for this time of the year, with no extremes in maximums or minimums. However, the latter half of the month was a little warmer than average. Rainfall was insignificant, although storms brought flooding rains in the Cradock area. Three-month total of 3mm is similar to 2008 and very much below average.

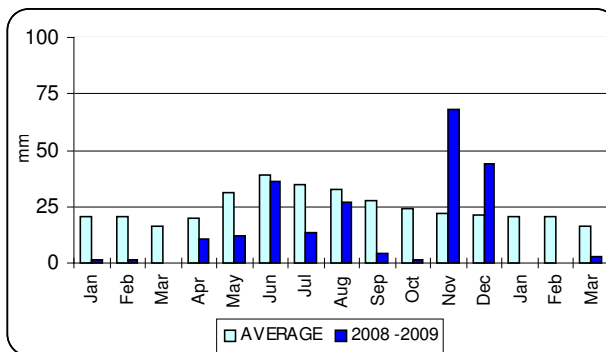
Hawker Weather Almanac

March minimum temperatures			March maximum temperatures		
Highest on record	28.8°C	3 rd 2000	Highest on record	41.5°C	6 th 1986
Highest this month	22.8°C	3 rd	Highest this month	36.0°C	2 nd
Average this month	15.3°C	+0.5°C	Average this month	30.0°C	-0.2°C
Long term average	14.8°C		Long term average	30.2°C	
Lowest this month	10.3°C	15 th	Lowest this month	23.0°C	15 th
Lowest on record	5.5°C	21 st 1975	Lowest on record	13.5°C	29 th 1973
March rainfall			Year- to- date		
Wettest on record	236.0mm	1989	Average rain to March	57.4	7.5 days
Wettest day this month	1.0 mm	25 th	Total for 2009	3.0 mm	5 days
Total this month	3.0 mm	5 days	Total end March 2008	2.9 mm	5 days
Long term average	16.4 mm	2.4 days	Wettest day	1.0 mm	Mar 25
Driest on record	0.0 mm	1882	Lowest temperature	10.3 °C	Mar 15
			Highest temperature	44.5°C	Feb 10


Hawker Temperatures March 2009



Hawker Rainfall 2008-2009

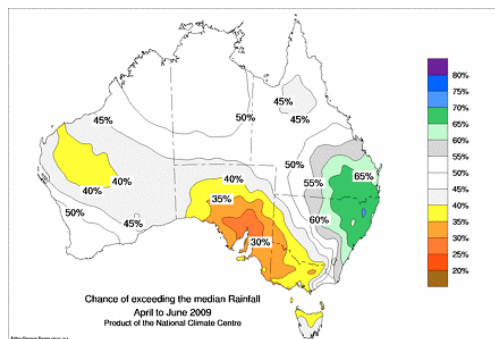


Weather Cartoon



2009-009-4VZ © INKINCINCT Cartoons www.inkincinct.com.au

Weather on the Web



Seasonal Climate Outlook

The national outlook for rainfall and temperatures is released by the Weather Bureau at the end of each month and can be accessed at:

http://www.bom.gov.au/announcements/media_releases/climate/ahead/